



UNMATCHED PATTERN MATCHING

IDEON is the industry leader in pattern matching. Our PatternMatch® expertise links patterns to chair components for a unified look across the back, front, seat and valance. Fabric for the right and left arms are cut to be mirror images. With this technology, every chair is a perfect match.

And the match can be replicated, even years later. If a replacement seat, back, valance – or even a complete chair – is needed, PatternMatch ensures the replacement perfectly matches the original.

MULTI-UPHOLSTERY

The multi-upholstery option allows one fabric to be selected for the back and a different fabric for the seat. Multi-upholstery pricing is different for SitOnIt Seating and IDEON.

SitOnIt Seating

Upholstery pricing is based on both seat and back being the same textile. Otherwise:

- If two fabrics of the same grade are chosen, one grade level will be added to the upholstery price. Example: grade 4 for the seat and a different grade 4 for the back, the upholstery price will be grade 5 for both.
- If two fabrics of different grades are chosen, the final upholstery price will be based on the highest grade. Example: grade 2 for the seat and grade 3 for the back, the upholstery price will be grade 3 for both.

IDEON

A standard upcharge applies to all multi-upholstery orders. Different fabrics and grades may be combined because back, seat, arm and valance are separately priced.

- Add the single multi-upholstery upcharge to the cost of the components. Example: upcharge + any grade price for the seat + any grade price for the back + any grade price for the arm.

MOISTURE BARRIER

Accidents happen. To help protect your investment, moisture barrier for seats and backs is an option on all IDEON seating products.

Specify moisture barrier seats and/or backs in the Material section of the Final Price Calculation worksheet or on your purchase order. Note that specification and pricing is separate for seat and back and applies to each single seat or back position

FABRIC DIRECTION

Patterned fabric may be oriented to your liking. Each upholstered component (seat, back, arm, valance) can be positioned independently.

Dotted lines on the chair images on the Custom Upholstery Order Form on page 10 represent how we judge how directional patterns travel. If you wish the pattern to travel according to our standard direction for each component, do nothing or add “S” to the manufacturer/pattern/colorway information on your order. If you wish the pattern to be rotated, select “Rotate Fabric Direction 90 Degrees” in the Final Price Calculation worksheet or add “R” to the manufacturer/pattern/colorway information on your order.

Example

Back or Front & Top Panel (ottoman)		\$
Textile Manufacturer:	_____	
Textile Pattern:	_____	
Textile Colorway:	_____	
<input type="checkbox"/> Rotate Fabric Direction 90 Degrees		

To ensure desired fabric direction, use the Custom Upholstery Order Form on page 10.

All fabric will be applied in the standard direction unless otherwise specified. Since some fabrics may be bi-directional with a subjective dominate direction, IDEON reserves the right to use its own judgment and will apply the fabric in what is determined to be the best manner. To ensure we meet your expectations, some upholstery selections may require visual verification prior to production. Visual verification orders will not be scheduled for production or acknowledged with a ship date until the customer has approved the visual image.



COM/COL WARRANTY

Any textiles applied to furniture orders through the COM/COL process will not be covered under warranty by SitOnIt Seating/IDEON. Any warranty claims for these upholstery materials will fall to the original vendor of the fabric. With a broad spectrum of harsh cleaning agents used by facilities, SitOnIt Seating/IDEON recommends that the owner test each fabric selection with their specific cleaning methods before using. Additionally, SitOnIt Seating/IDEON is not held responsible for receipt of defective fabrics, as we apply all COM as first quality goods.

CAL 117 POLICY

SitOnIt Seating/IDEON assumes no responsibility for the fire retardancy of any COM/COL. Customers are solely responsible for making sure that their COM/COL complies with all applicable codes and regulations. For information on CAL 133 refer to page 6.

COM/COL PROCESS

1. Visit the IDEON Textile Compatibility website to see if your COM/COL textile has already been approved. If your textile is already approved, skip to step 3. If it hasn't been previously approved, go to step 2.
2. Send a 12" x 12" textile swatch to be tested for approval along with a completed COM/COL Test Request Form found on the next page. Allow two business days once your textile is received for the test results to be available on the IDEON Textile Compatibility website. Send the textile swatch and form to: SitOnIt Seating/IDEON, Attn: COM Engineer, 6280 Artesia Blvd., Buena Park, CA 90620
3. If the COM/COL swatch is approved, fill out the Customer Upholstery Form located on page 10 and attach with your order.
4. Ship the necessary amount of COM or COL material and the purchase order number to:

SitOnIt Seating/IDEON,
Attn: COM Engineer
6280 Artesia Blvd.
Buena Park, CA 90620

COM EXCESS YARDAGE

SitOnIt Seating/IDEON is not responsible for yardage submitted to us beyond the required amount. Excess COM/COL materials will be discarded at the discretion of SitOnIt Seating/IDEON unless otherwise instructed by the customer at the time the order is placed. If a customer requires the COM/COL excess yardage returned, they must contact Customer Experience to make arrangements. The customer will be responsible for delivery charges.

COM/COL Test Request Form



Please complete one of these forms for each model and/or textile that needs to be tested.

CONTACT INFORMATION

Dealer _____ Contact Name _____

Address _____ City _____ State ____ Zip _____

Phone _____ Fax _____ Email _____

PRODUCT INFORMATION

Product Name _____ Model Number _____

TEXTILE INFORMATION

Manufacturer _____ Pattern _____ Colorway _____

SHIPPING INFORMATION

The 12" x 12" textile swatch and this form can be sent to:

SitOnIt Seating/IDEON
6280 Artesia Blvd.
Buena Park, CA 90620
Attention: COM Engineer

Please allow two business days once the fabric is delivered for your test results to be available on IDEON's Textile Compatibility website. If you need further assistance, please contact Customer Experience at (877) 994-3366.

Custom Upholstery Order Form



For all COM/COL orders or standard orders with custom textile upholstery directions, please complete one of these forms for each model and/or textile.

CONTACT INFORMATION

Dealer _____ Contact Name _____

Address _____ City _____ State ____ Zip _____

Phone _____ Fax _____ Email _____

ORDER INFORMATION

Purchase Order Number _____ Sales Order Number _____

PRODUCT INFORMATION

Product Name _____ Model Number _____ Quantity _____

TEXTILE INFORMATION

Manufacturer _____ Pattern _____ Colorway _____

Total Yardage Shipped (for COM/COL) _____

To calculate, reference COM Calculation and COM Yardage Requirement on pages 11-14.

FABRIC DIRECTION

To avoid confusion, you may wish to attach a sample textile with the desired face and direction indicated.

Is there a desired top and bottom to the fabric application?

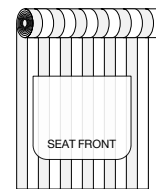
Yes No

Is the fabric a stripe or two-color plaid?

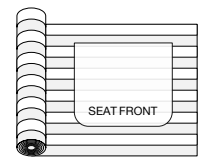
Yes No

Our standard and rotated fabric directions to the right. Indicate the desired fabric direction for each applicable component in the check boxes below.

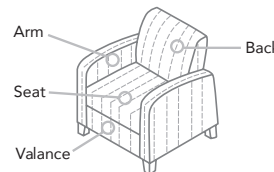
Seat (ottoman side): Vertical or Off The Roll Horizontal or Railroaded
 Back (ottoman top): Vertical or Off The Roll Horizontal or Railroaded
 Arm: Vertical or Off The Roll Horizontal or Railroaded
 Valance: Vertical or Off The Roll Horizontal or Railroaded



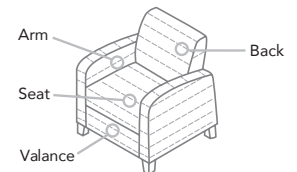
Vertical or Off The Roll



Horizontal or Railroaded



Vertical or Off The Roll

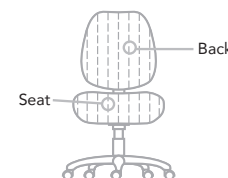


Horizontal or Railroaded

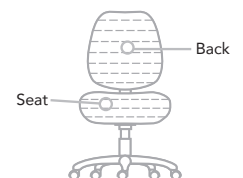
Please attach this form with your order submission.

If you are submitting a COM/COL order, make sure to include your PO# with the textile that you mail to our factory:

SitOnIt Seating/IDEON
 6280 Artesia Blvd.,
 Buena Park, CA 90620
 Attn: COM Engineer



Vertical or Off The Roll



Horizontal or Railroaded



STEPS TO CALCULATE COM YARDAGE

1. Determine which products are being ordered as COM
2. Find the yardage needed to upholster those products from the COM Yardage Requirement charts
3. Adjust the yardage requirement total based on the repeat of the fabric roll using the COM Repeat Calculation table
4. Take the final calculation and round up to the nearest half-yard to get final yardage

For orders of 10 or more, contact Customer Experience for further quoting.

COM CALCULATION EXAMPLE

Below is a hypothetical scenario for how total COM yardage should be determined. This example is for a patterned textile that has a repeat.

Step 1: Determine which products are being ordered as COM.

For this example order, we'll assume we need to order:

- Two 24"W Aviera Guest Single Chairs – only the seats are COM.
- One Composium Sofa – only the backs are COM.

Step 2: Determine the COM Yardage Requirement.

Looking at the COM Yardage Requirements chart that begins on page 12, we see that the following yardage amounts are needed for each product:

- Two 24"W Aviera Guest Single Chair Seats = 2.2 yards
- One Composium Sofa Back = 5.8 yards.
Adding 2.2 yards and 5.8 yards, we get a total of 8 yards.

Step 3: Adjust the yardage requirement total based on repeat.

Since the textile we've chosen is a pattern with a repeat, we should look at the repeat calculation table (on page 15) to determine our multiplier. For this example, let's assume our repeat is 6" and we're upholstering the fabric vertical/off-the-roll. Based on the table, the multiplier is 20%. Now, we need to take the 8 yards from step two and increase it by 20%. An easy way to calculate this is by multiplying 8 by 1.2, which gives us 9.6 yards.

Step 4: Round to get the final amount needed.

To determine how much yardage is needed to complete this order, we take the amount from step three and round it to the nearest half-yard. In this case, that means the customer needs to send SitOnIt Seating/IDEON 10 yards to complete this order.

COM Yardage Requirement



Combining upholstery is an option on all IDEON upholstered products. Below are matrices outlining the fabric or vinyl requirements for the entire chair as well as individual pieces. All yardage requirements are quoted in terms of yards. Please contact Customer Experience for order quantities greater than 10 seats. **Please note that yardage requirements for all 'Two Chair' options listed below are calculated based on both chairs using the same fabric choice.**

AVIERA

Aviera Guest – Single Chair or Start/Center/End

	Seat & Back	Seat Only	Back Only
21"W - One Chair	1.9	1.2	1.1
21"W - Two Chairs	3.8	1.9	2.1
24"W - One Chair	1.9	1.2	1.6
24"W - Two Chairs	4.3	2.2	3.1
30"W - One Chair	3.1	1.2	1.9
44"W - One Chair	3.4	1.6	1.9

Aviera Patient – Single Chair or Start/Center/End

	Seat & Back	Seat Only	Back Only
21"W - One Chair	2.8	1.2	1.9
21"W - Two Chairs	4.8	1.9	3.5
24"W - One Chair	2.8	1.2	2.2
24"W - Two Chairs	5	2.2	4
30"W - One Chair	3.8	1.2	2.5

Aviera Guest – Freespan or Preconfigured

	Seat & Back	Seat Only	Back Only
2-Seat 21"W	3.8	1.9	2.1
3-Seat 21"W	5.6	3	3.1
2-Seat 24"W	4.3	2.2	3.1
3-Seat 24"W	5.9	3	4.7

Aviera Patient – Preconfigured

	Seat & Back	Seat Only	Back Only
2-Seat 21"W	5.25	1.9	3
3-Seat 21"W	7.25	3	4.5
2-Seat 24"W	5.5	2.2	4
3-Seat 24"W	7.75	3	6

Aviera Hip Chair

	Seat & Back	Seat Only	Back Only
21"W - One Chair	1.9	1.2	1.1
21"W - Two Chairs	3.8	1.9	2.1

Yardage requirements are for solid textiles. If your textile has a pattern, make sure you utilize the COM Repeat Calculation on page 15.

COM Yardage Requirement



COMPOSIUM

Composium Club Chair

	Total	Seat Only	Back Only	Valance	Both Arms	Single Arm
One Chair	5.3	1.9	2.2	1	3.8	1.9
Two Chairs	9.4	2.5	3.8	1	6.6	3.8

Composium Settee

	Total	Seat Only	Back Only	Valance	Both Arms	Single Arm
One Chair	7.9	3.2	4.1	1.3	3.8	1.9
Two Chairs	13.8	5	7.2	2	6.6	3.8

Composium Sofa

	Total	Seat Only	Back Only	Valance	Both Arms	Single Arm
One Chair	10.5	3.8	5.8	1.3	3.8	1.9
Two Chairs	18.4	6	10.2	2.3	6.6	3.8

Composium Ottoman

	Total	Seat Only	Valance
One Chair	1.9	1.6	1
Two Chairs	3.3	2	2

Composium Single Bench

	Total	Seat Only	Valance
One Chair	3.2	1.9	1.9
Two Chairs	5	3	3

Composium Double Bench

	Total	Seat Only	Valance
One Chair	3.8	2.9	2.9
Two Chairs	6.6	3	4.5

Composium Triple Bench

	Total	Seat Only	Valance
One Chair	4.4	2.9	2.9
Two Chairs	7.7	5	4.5

Yardage requirements are for solid textiles. If your textile has a pattern, make sure you utilize the COM Repeat Calculation on page 15.

COM Yardage Requirement



VISIT

Visit Modular Club Chair

	Total with Two Upholstered Arms	Total with One Upholstered Arm	Total with Wood Arms or Armless	Seat Only	Back Only	Both Arms	Single Arm
One Chair	5.4	4.4	3.5	1.9	2.2	2.9	1.9
Two Chairs	9.4	4.7	6.2	3	3.5	4.5	2.8

Visit Modular Ottoman

	Total	Seat Only	Valance
One Chair	1.9	1.9	1
Two Chairs	3.3	2	1.5

ARIOSO

Ariosso Club Chair

	Total	Seat Only	Back Only	Both Arms
One Chair	6.3	1.9	2.5	3.5
Two Chairs	11	3	4.4	6.1

Ariosso Settee

	Total	Seat Only	Back Only	Both Arms
One Chair	8.5	3.8	4.7	3.5
Two Chairs	15	6	8.2	6.1

Ariosso Sofa

	Total	Seat Only	Back Only	Both Arms
One Chair	11.6	1.9	2.2	3.5
Two Chairs	20.4	3	3.5	6.1

Ariosso Ottoman

	Total	Seat Only	Valance
One Chair	1.9	1.9	1
Two Chairs	3.3	2	1.5

Yardage requirements are for solid textiles. If your textile has a pattern, make sure you utilize the COM Repeat Calculation on page 15.

For lead time and ordering information, color programs, fabric and leather guide, and other information visit ideondesign.com.

COM Repeat Calculation



Yardage requirements listed in this document are based on textiles bolts/rolls that are 54" wide. Please contact Customer Experience if goods are a width other than 54"W. Please use the guide below to calculate the percentage of extra upholstery cover required to cover large repeats. The calculations below are based on utilization of our standard PatternMatch® technology. For calculations that do not utilize this technology, please contact Customer Experience.

If you want to know more about our PatternMatch technology, refer to the Fabric section on page 7.

REPEAT	RAILROADED/HORIZONTAL OR VERTICAL/OFF-THE-ROLL
2 - 3"	10%
3.1 - 5"	15%
5.1 - 7"	20%
7.1 - 10"	27%
10.1 - 14"	40%
14.1 - 20"	60%
20.1 - 27"	70%